



Voter Protection Program

Election Report to Voters

For the November 4, 2008 General Election

Prepared By: Jonathan David, Director of Voter Services
and Miguel Williams, Volunteer Coordinator

Introduction

The November 4, 2008 election was destined to be among the most significant in America's history, with the eventual winner either the first African-American, or oldest candidate ever to occupy the White House.

Pennsylvania was a key battleground, although no Republican presidential candidate had carried the state for three decades. Leading up to November 4th, Philadelphia was a frequent campaign stop for Barack Obama, Joe Biden, John McCain and Sarah Palin. Philadelphians responded to the excitement by registering to vote in record numbers: 95,640 new voters swelled the City's voting rolls to over 1.12 million. Nearly 65% (732,279) cast their votes – the highest total in over two decades.

This was the backdrop for the Committee of Seventy's signature non-partisan Voter Protection Program – the largest and most sophisticated of its kind in the country. While we anticipated that competition from the campaigns would siphon off volunteers, in fact the largest non-partisan volunteer force ever was assembled. Nearly 1,000 people of all ages from all neighborhoods, and representing all of the City's constituencies, volunteered their time to help ensure that every eligible voter was able to cast his or her ballot.

Seventy's Voter Protection Program's primary objective is to create *a better Election Day experience for voters*. Along with our partner organizations, we believe we did this well - - both on November 4th and through extensive work in the weeks before the election (for example, e-mail and website alerts regarding voting deadlines, advertising the Voter Protection Program in newspapers, and appearances on radio and television analyzing the election.)

However, *the election process itself and the administration of elections in Philadelphia, and throughout Pennsylvania, are not up-to-date with modern practices*, making voting more difficult than it should be. To make voting easier, new practices must be entered into law and adopted by election officials. Over the next few years, Seventy will be talking more about how to improve elections.

This report summarizes what occurred during the November 4th General Election as reported by the Committee of Seventy's volunteers. If you had an experience on Election

Day you would like to share with us, please e-mail it to Jonathan David, Director of Voter Services at Committee of Seventy, at j david@seventy.org.

The November 2008 Voter Protection Program

The goals of Seventy's Voter Protection Program are to help as many voters as possible, minimize opportunities for voting fraud and intimidation, and document, respond to and resolve problems at the polls.

Problems on Election Day are inevitable. Despite a relatively smooth day on November 4th, Seventy and its partners received over 1,000 complaints from voters throughout Philadelphia and the surrounding counties. As the data below indicate, the overwhelming majority of complaints were from voters having difficulty casting their ballots – either by absentee or in person at their polling place. There were some instances where a voter was unable to vote at all.

Seventy's Voter Protection Program is a highly structured operation designed to ensure that, to the greatest extent possible, no issue falls through the cracks. Trained non-partisan volunteers provide coverage of all Philadelphia wards from the time the polls open at 7 a.m. until they close at 8 p.m. Each of our volunteers is assigned to one of the following:

- **Citizen Teams** of two or three individuals are assigned to polling places within one of the City's 66 wards. These teams assist voters, resolve minor disputes and generally make sure that everything at the polling place is operating as it should. All teams write field reports documenting any problems encountered at polling places so that Seventy has a clear picture of what went on throughout the day.
- **Legal Teams** back up Citizen Teams in several wards, in addition to working within one or two City wards. Legal Teams respond to more complicated issues that may not be resolvable on-site. A small group of volunteer attorneys also serve as Seventy's eyes and ears in Central Election Court by monitoring all litigation activity there throughout the day.
- **Regional Team Leaders** are experienced Election Day volunteers who review complaints for assignment to Field Teams, Legal Teams or, where appropriate, to law enforcement authorities (including the Philadelphia Law Department, the Philadelphia Police Department, the Philadelphia District Attorney's Office, the Office of the Inspector General, and the United States Department of Justice).

Each election is different and each year's Voter Protection Program varies accordingly. For November 4th, Seventy set out to recruit and train 500 - 600 non-partisan volunteers, a decrease from our previous record of 800 volunteers for the April 2008 primary. As it became clear that November 4th would likely draw a record-setting turnout, and fears of long lines and polling place problems emerged early on, Seventy made a deliberate decision to recruit additional volunteers. Recruiting and training nearly 1,000 volunteers far exceeded our expectations and showed a tremendous citizen commitment to clean and fair elections.

As in April, Seventy's major partner was the Lawyers' Committee For Civil Rights Under Law – the nationally renowned voters' rights advocacy organization. This collaboration allowed us to again utilize the 1-866-OUR-VOTE hotline and Our Vote Live database, and to pool our respective resources and strengths for this crucial election.

In addition to the Lawyers' Committee, the volunteer recruitment efforts and logistical support of the following local partners were critical to the success of the Voter Protection Program:

AFL-CIO	Avencia, Inc.	Common Cause PA
Congreso De Latinos Unidos	Dechert LLP	DLA Piper
Drexel University	Greater Philadelphia Cares	Greater Philadelphia Chamber of Commerce
League of Women Voters of Philadelphia	Morgan, Lewis & Bockius	Pepper Hamilton LLP
Philadelphia <i>Daily News</i>	Saul Ewing LLP	Special People In Northeast
Temple University	University of Pennsylvania	White and Williams LLP
Widener University		

Working together, we were able to recruit and train nearly 1,000 volunteers, including:

- Nearly 600 citizen and legal volunteers monitoring polling places in Philadelphia.
- 160 volunteers manning four call-in centers: Seventy's office at 8 Penn Center, the DLA Piper law firm in One Liberty Place, The League of Women Voters' at Channel 6 ABC and, for Spanish-speaking voters, at Congreso de Latinos Unidos in Eastern North Philadelphia.
- 102 Spanish interpreters at polling places around Philadelphia.
- 50 citizen and legal volunteers in Upper Darby and Chester, Delaware County.
- 35 legal volunteers in Harrisburg, who were trained by the Committee of Seventy and supported on Election Day by Common Cause of Pennsylvania.
- 22 Regional Team Leaders supervising the field volunteers.
- 6 professionals from Avencia, Inc. providing spatial data analysis and mapping incidents reported to the call-in centers.
- 4 attorneys representing the Voter Protection Program in Philadelphia's Central Election Court.

Seventy is committed to continually strengthening its Voter Protection Program. New features for the November 2008 program included:

- For the first time, moving to the Philadelphia’s suburbs by placing Seventy-trained non-partisan citizen and legal volunteers at polling places in Chester City and Upper Darby, Delaware County, to answer voters’ questions and help mediate problems
- Collaborating with Common Cause of Pennsylvania, the Dauphin County Bar Association and Saul Ewing LLP to train non-partisan legal volunteers for a pilot Voter Protection Program in Harrisburg.
- Translating, and making available on www.seventy.org, Seventy’s “Voting Rights and Procedures in Philadelphia” Guide in Chinese, Vietnamese, Russian and Spanish.
- Offering a voter education class to Russian-speaking voters in a Philadelphia County voting division with a history of Election Day problems.
- Supporting the City’s program to assist non-English speaking voters by helping to deploy 102 Spanish interpreters to polling places with high concentrations of Hispanic voters.
- Unveiling a vastly improved website with comprehensive information on voting rights and procedures, an enhanced polling place locator, Philadelphia County sample ballots, continual reminders about deadlines for voter registration, absentee and alternative ballots, an explanation of questions on Philadelphia’s ballot and a feature debunking common myths about elections.
- Providing special oversight of two high-profile Pennsylvania House races (170th and 172nd Districts) in Northeast Philadelphia where hostilities presented a heightened potential for misbehavior and election-related irregularities.

The visibility and clout of Seventy’s innovative Voter Protection Program has grown considerably, particularly over the last two years with national attention focused on Philadelphia’s 2007 mayoral race and on the 2008 presidential election. In addition to extensive local television, radio and print coverage, Seventy’s program received mention in the *New York Times*, *Congressional Quarterly*, *Christian Science Monitor*, the *Washington Post* and on CBS2 (Chicago), to name a few.

Prior to November 4th, representatives from the Obama campaign and the Pennsylvania Republican Party met with Seventy’s staff to talk about the political terrain in Philadelphia, to air their concerns about anticipated problems and to learn about the assistance Seventy provides to voters, regardless of party. Consistent with its non-partisanship, Seventy is pleased to meet with any candidate or campaign to answer questions about local elections.

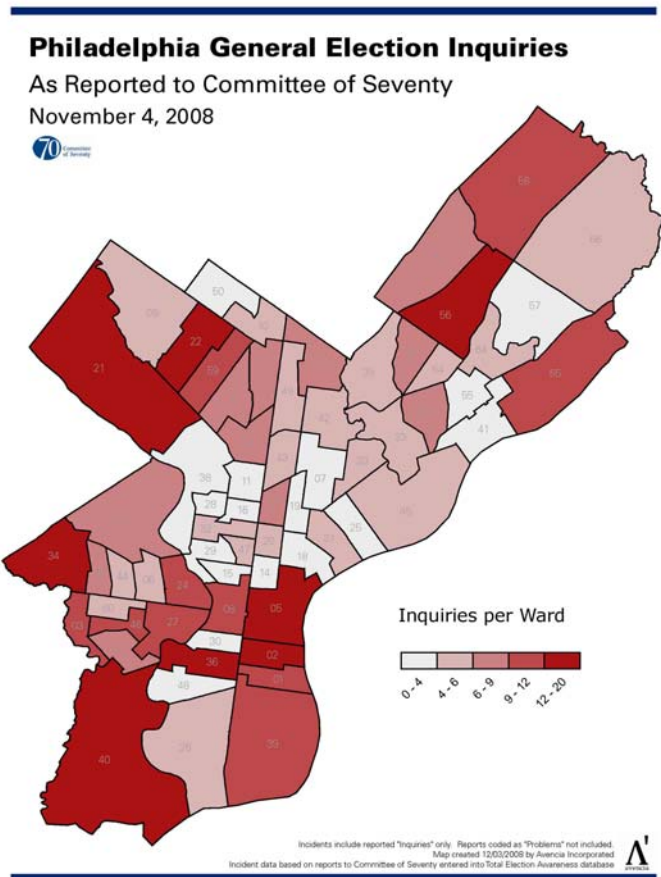
Voter Empowerment

Before Election Day, Seventy works to help voters negotiate the election process by providing voting rights resources online, in fliers and over the telephone. Learning **in advance** about how to register, what is on the ballot, and how and where to vote can go a long way towards preventing many problems voters may encounter on Election Day.

Website: Seventy’s newly revamped website, which was launched in September 2008, drew over 40,600 visits from 30,469 individuals from October 4th – November 4th. Several of our website resources are not available online elsewhere, including Philadelphia ballot questions with plain English statements (viewed by over 6,900 different people) and sample ballots for every Philadelphia State Representative District (viewed by over 4,900 people).

Calls to Election Day Hotline: As expected, Election Day telephone calls far outnumber calls inquiries received at any other time of the year. On November 4th, Seventy’s volunteers answered over 2,200 calls from voters throughout eastern Pennsylvania to the 1-866-OUR-VOTE hotline, many of which were inquiries from Philadelphia voters.

The majority of inquiries were from voters looking for the location of their polling place or checking on their voter registration status. Numerous inquiries were from voters who heard by e-mail or text message that their vote may not count if they cast their ballot using the straight party button. Some of these messages advised hitting the straight party button *and* selecting the presidential candidate’s button individually – a method that could actually deselect a voter’s choice. Seventy helped clear up these rumors over the phone, and through the media on, and before, Election Day.



The following charts outline the top categories of inquiries from City voters:

<u>Inquiries from Philadelphia voters to 1-866-OUR-VOTE</u>	<u>Percentage</u>
Polling Place Inquiries	47%
Registration Inquiries	35%
Other Inquiries (Including questions about straight-party voting, ID requirements and general voting procedure questions.),	10%
Absentee Voting Inquiries	8%

Polling Place Locator: Seventy’s Polling Place Locator, which can be accessed either online or by telephone, received over 2,100 inquiries in the three days leading up to November 4th. Over 2,500 were received on Election Day alone, despite our best efforts to encourage voters to find out early where to vote and postcards with polling place locations sent by the City’s Voter Registration Office to all Philadelphians.

Election Day Problems in Philadelphia

On Election Day, Seventy's volunteers visited the majority of polling places in Philadelphia (covering each of the City's 66 wards). Although Seventy does not formally survey voters, our volunteers are trained to file reports on all calls received and problems encountered on Election Day. The data below, though not scientific, reflect the information contained in our Philadelphia volunteers' field reports and entries into the Our Vote Live database on November 4th.

The following chart illustrates the top issues from a total of 962 problems reported at over 580 voting divisions in Philadelphia:

Top Issues ¹ (For a full listing refer to Appendix A.)	Percentage
Poll Worker Problems (Poll workers unnecessarily requiring voters to show ID, not offering provisional ballots and/or emergency ballots, unaware of certain laws or procedures.)	25.60%
Voting Machine Inoperable (Machine[s] reportedly not working at polling place.)	11.40%
Registration Issues (Voters who claimed to register by the deadline, and longtime voters – some of whom reportedly voted in the April 2008 Primary Election – missing from the Poll Book and supplemental list.)	11.10%
Polling Place Accessibility Problem (Including wheelchair ramp blocked or missing, and accessible or alternative entrance blocked or locked.)	9.30%
Electioneering (Campaigning within 10 feet of the voting room.)	8.40%
Polling Place Problems (Including inadequate facilities, late openings, etc.)	5.30%
Absentee Ballot Problems (Not including calls prior to Election Day.)	4.10%
Other Election Administration Problems (Materials missing, machine problems – other than breakdowns, poll workers unable to reach Board of Elections by phone.)	3.50%

The following chart illustrates the concentration of problems by geography and time of day:

Percent of Problems by Region of Philadelphia (For ward totals, see Appendix B.)	Percentage
West Philadelphia (3, 4, 6, 44, 46, 51, 60)	14.10%
Center City, Fairmount, University City (5, 8, 15, 24, 27, 30)	11.00%
North Philadelphia (11, 13, 14, 16, 20, 28, 29, 32, 37, 47)	10.30%
Far Northeast (57, 58, 63, 66)	9.50%
Roxborough, Chestnut Hill, Manayunk (9, 21, 22)	8.30%
South Philadelphia (1, 2, 26, 39)	8.10%
Port Richmond, Kensington, Bridesburg (23, 25, 31, 33, 45)	6.30%
Southwest, Grays Ferry, Point Breeze (36, 40, 48)	6.00%
Mayfair, Frankford, Holmesburg (41, 55, 62, 64, 65)	5.60%
Lawncrest, Rhawnhurst, Oxford Circle (35, 42, 53, 54, 56)	5.20%

¹ The issues in this chart are based on a combination of reports from citizen and legal teams, and from hotline volunteers entering reports into the Our Vote Live database. While in previous Election Reports Seventy has split up the two sets of data, for the November 2008 report they are aggregated into one chart because of a change of practice in how reports were collected from previous elections.

Overbrook, Wynnefield, East Falls (34, 38, 52)	4.30%
Mt. Airy, Germantown, Logan (12, 17, 22, 49, 59)	4.00%
Kensington, Fairhill, Juniata Park (7, 18, 19, 43)	3.90%
Oak Lane, Cedarbrook (10, 50, 61)	3.40%

As indicated in the “top issues” chart above, the most commonly reported problems involved poll workers who either didn’t seem to follow, or understand, current voting procedures and law.

One notable example involved a U.S. District Court ruling on October 29th that mandated emergency ballots for all voters if half of the voting machines in one precinct were inoperable. There were numerous reports of voters in affected precincts who opted to wait until the machine was repaired. Some of these voters refused to vote by emergency ballot after being told (erroneously) by poll workers that the ballots may only be counted if the election was close.

Percentage of Total Problems & Inquiries Reported to 1-866-OUR-VOTE on November 4th by Hour	
6:00 - 6:59 AM	1%
7:00 (opening of polls) - 7:59 AM	10%
8:00 - 8:59 AM	13%
9:00 - 9:59 AM	9%
10:00 - 10:59 AM	10%
11:00 - 11:59 AM	8%
12:00 - 12:59 PM	11%
1:00 - 1:59 PM	4%
2:00 - 2:59 PM	8%
3:00 - 3:59 PM	5%
4:00 - 4:59 PM	8%
5:00 - 5:59 PM	6%
6:00 - 6:59 PM	4%
7:00 - 7:59 PM	2%
8:00 (closing of polls) - 8:59 PM	1%

Seventy’s volunteers encountering these problems were often able to familiarize voters and poll workers with the applicable law or procedure, thereby resolving the issue on-site. However, problems relating to unfamiliarity with election law and procedures are likely related to the absence of mandatory training of all poll workers before each election. A few additional examples include:

- A voter called to report that a longtime poll worker seemed “completely befuddled, making recording errors that voters were questioning and correcting and profoundly slowing down the process.”
- Multiple reports of polling officials requiring voters to produce identification when their registration status did not require it.
- One report of a voter being turned away by poll workers because he was registered “independent” - a misinterpretation of Pennsylvania law that permits voters to select the candidates of their choice during the general election, rather than just those within their own party (as in the primary).

The second most common problem -- machine breakdowns -- largely occurred in the morning as poll workers were setting up the machines in preparation for the first wave of voters. In most cases, the problems were quickly resolved by the City’s voting machine technicians.

Other complaints reported to Seventy on Election Day included:

- Multiple polling places reported problems from splitting the line of voters by last name into “A-M” and “N-Z.” Throughout the day, one line was significantly shorter than the other or voters waited in one line outside the polling place before being divided into two lines once inside. In some cases, poll workers

acknowledged to our volunteers that they believed splitting the line actually caused longer wait times. In one report, there was confusion because translators were not present to explain the split to voters who didn't speak English.

- “Chaos” in a few polling places with multiple divisions because of inadequate signage directing voters to the line for their correct division. Numerous reports cited crowded conditions in polling places serving multiple divisions.
- A fair number of polling places officials complained about the difficulty of getting through by telephone to the Board of Elections to find out voters' registration status or to ask general questions about procedures.

One notable problem worthy of special mention concerned absentee ballots. A voter may vote by absentee ballot if the voter attends school away from home, expects to be out-of-town on Election Day for business or other job-related duties, has an illness or disability that makes it difficult to vote in person, or will be observing a religious holiday on Election Day.

Pennsylvania required all civilian absentee ballot applications to be received by a county Board of Elections by 5 p.m. on Tuesday, October 28, 2008. All voted civilian absentee ballots had to be received by the county Board of Elections by 5 p.m. on Friday, October 31, 2008.

Before October 31st, Seventy received over 100 complaints from Philadelphia voters who were concerned that their absentee ballots had not yet arrived – despite having submitted their applications well in advance of the October 28th deadline. These calls escalated after the October 31st deadline for receiving voted absentee ballots had passed. On November 3rd, Seventy issued an urgent request to the Pennsylvania Secretary of State to extend the deadline for Boards of Elections to accept statewide absentee ballots until Wednesday, November 12th. Seventy received no formal response from the Secretary's office and the deadline was not extended.

On November 4th, Seventy was still receiving e-mails and telephone calls to report absentee ballot problems. Specific complaints included:

- One voter sent an e-mail to Seventy to report that she and her sister applied for their ballots in August, called the Board of Elections three times and was told that their names were not in the database. The woman said she was then told that applications for absentee ballots received before October were probably “put aside, lost, or trashed.”
- A representative from the Philadelphia Board of Elections reportedly told one voter attending college in North Carolina who applied for a ballot in early October that he couldn't confirm whether the request was received or if the ballot was sent out. However, the voter was told he would have an absentee ballot “in a day or two.” When the voter didn't receive his ballot, he switched his registration to vote in North Carolina – which permits later registrations than Pennsylvania.
- A former Philadelphia Judge of Elections who planned to be out of the City on Election Day sent in his application 4-5 weeks before the deadline. During follow-up telephone calls, he was reassured that his ballot was being processed

and that he'd be "fine." When he didn't receive his ballot by October 30th, he called the Board of Elections and was told it was too late to vote.

- One voter who called the Board of Elections on October 27th was told it was too late to apply. After finding out that it was not too late, the same voter called back and was told again that he couldn't apply. When the voters asked to speak with someone else, he was told by someone who the voter described as "quite irritated" that it was, in-fact, not too late and that he could go to City Hall to vote by absentee ballot.

In many of the calls Seventy received about absentee ballots, voters reported that they were treated rudely, transferred multiple times, or were given misinformation when they called the Board of Elections with questions. Poor customer service exacerbated the frustration of these voters and led to distrust of the election process.²

Seventy in the Suburbs

November 4th was the first time in Seventy's history that teams were assigned to municipalities in Philadelphia's Pennsylvania suburbs. Seventy had nearly 50 citizen and legal volunteers working in Chester City and Upper Darby, Delaware County. Because this was a pilot program, the volunteers' geographic assignments were somewhat smaller than in Philadelphia and they were not asked to fill out reports at polling places.

The charts below reflect information received from Seventy's suburban volunteers and voters in Delaware County, as well as data received through 1-866-OUR-VOTE.

Top Issues ³	Percentage
Registration Issues (Voters who claimed to register by the deadline, and longtime voters – some of whom reportedly voted in the April 2008 Primary Election – missing from the Poll Book.)	31.20%
Poll Worker Problems (Poll workers unnecessarily requiring voters to show ID, not offering provisional ballots and/or emergency ballots, unaware of certain laws or procedures.)	18.00%
Electioneering (Campaigning within 10 feet of the voting room.)	14.80%
Other Election Administration Problems (Materials missing, machine problems – other than breakdowns.)	9.80%
Polling Place Problems (Including inadequate facilities, late openings, etc.)	8.20%

The top issues in Delaware County were similar to those reported from Philadelphia. Some of these problems - such as unnecessarily requiring voters to show ID, or poll workers being unaware of emergency or provisional ballot procedures - were able to be resolved at the polling place. The most problematic issue of difficulties involving voter registration, however, is more difficult to resolve at polling places on Election Day.

² Since December 1, 2008 the Philadelphia *Daily News* has been reporting that the U.S. Postal Service's Southwest Philadelphia distribution plant is undergoing an audit in response to a postal workers' union complaint that mail has been systemically mishandled and miscounted there for months. At this point, Seventy does not know whether, or the extent to which, the alleged misconduct affected the delivery of absentee ballots to voters.

³ The issues in this chart are based on 61 incidents entered into the Our Vote Live database on November 4, 2008.

Unfortunately this resulted in some voters being unable to cast their ballot. Seventy hopes to expand its efforts in Delaware County to better educate and prepare voters to cast their ballots, and to open a direct line of communication with the Delaware County Board of Elections.

While Seventy was prepared to dispatch volunteers to resolve problems in Montgomery, Bucks and Chester counties, our volunteers were not called upon on Election Day. Close collaboration with our partner organizations allowed us to resolve numerous problems in the Philadelphia suburbs over the 1-866-OUR-VOTE hotline and through our senior management team.

Looking Ahead

Seventy has concluded that a majority of Philadelphia voters had a good experience on November 4th. Several factors contributed to this: (a) high enthusiasm for the presidential election, (b) nice weather, (c) a relatively short ballot, and (d) available support from Seventy's nearly 1,000 volunteers. While history tells us that a good experience in one election does not necessarily bode well for good experience in future elections, we are pleased to provide this positive Report to the Voters.

In August, and again in October 2008, Seventy asked the City Commissioners to split 16 Philadelphia divisions with over 1200 registered voters – the maximum number allowable by law. While the City Commissioners never formally replied in time for the November election, they are now considering action to split some of the most overpopulated districts and also to consolidate under-populated divisions (notably in the 49th ward). Seventy will continue its pressure on the City Commissioners to make it easier for Philadelphians to vote.

Creating an easier, more voter-friendly election process in Philadelphia and its surrounding counties, in part through improvement of Seventy's own Voter Protection Program, is directly related to our mission to safeguard local elections and protect the rights of voters. In 2009, we plan to serve more suburban voters and establish partnerships with organizations in communities outside of Philadelphia to help recruit non-partisan volunteers. Seventy will research best practices in other cities and states to formulate recommendations for improving the administration of elections in Philadelphia and throughout the state.

Appendix A. Aggregate Summary of Issues reported in Philadelphia

<u>Electioneering & Intimidation</u>	
Electioneering within 10 feet of Voting room	8.40%
Intimidation Other	2.90%
Voter intimidated by Campaigner or Poll Watcher	2.70%
Unauthorized person inside Voting room	1.80%
Voter intimidated by Election Board member	1.80%
Voter turned away, generally	1.50%
Electioneering Other	0.40%
Voter impermissibly challenged	0.30%
<u>Voter Assistance & Accessibility</u>	
Polling Place Accessibility Problem -Wheelchair ramp blocked or missing (7.5%) -Accessible/alternative entrance blocked or locked (1.8%)	9.30%
Appointed interpreter absent	1.00%
Assistance Other	1.00%
Accessibility Other	1.00%
Voter given unwanted assistance	0.70%
Visually impaired voter denied use of audio unit	0.10%
Voter denied Assistor of Choice	0.10%
<u>Voter ID, Provisional Ballots & Election Administration</u>	
Poll Worker Problems -Poll Workers unaware of laws/unwilling or unable to perform their duties (10.9%) -Voter unnecessarily asked to show ID (4.9%) -Voter not in Poll book and denied a Provisional Ballot (4.2%) -Voter not offered or denied a Provisional ballot if s/he did not show ID (1.1%) -Voter denied Emergency Ballot (Provisional) when legally required (1.9%) -Election Administration Other (2.6%)	25.60%
Voting machine inoperable	11.40%
Polling Place Problems -Late openings, insufficient lighting, misinformation regarding location of Polling place (3.7%) -Multiple Divisions housed in one room (1.6%)	5.30%
Election Administration Problems -Machine malfunctions/supplemental books missing/insufficient provisional ballots (2.2%) -Board of Elections unreachable by phone (1.3%)	3.50%
Required signs not posted	2.20%
Certified Watcher turned away/credentials disputed	1.60%
Poll worker turned away/credentials disputed	1.30%
Provisional Ballot Other	0.70%
Voter ID other	0.20%
<u>Registration and Absentee Ballot Problems</u>	
Registration Issues -Voters who voted in Spring primary are missing from poll book (5.5%) -Voters who registered before 10/6 are missing from Poll books (5.6%)	11.10%
Absentee Ballot complaints	4.10%

Appendix B. Percent of Issues by Ward

Ward	Percent
South Philadelphia	
1	1.8%
2	2.7%
26	0.8%
39	2.8%
Roxborough, Chestnut Hill, Manayunk	
9	0.7%
21	5.0%
Center City, Fairmount, University City	
5	3.2%
8	2.7%
15	1.1%
24	1.6%
27	1.7%
30	0.7%
Southwest, Grays Ferry, Point Breeze	
36	2.5%
40	1.7%
48	1.8%
Overbrook, Wynnefield, East Falls	
34	2.7%
38	0.9%
52	0.7%
West Philadelphia	
3	2.0%
4	1.4%
6	1.8%
44	3.0%
46	2.8%
51	1.0%
60	2.1%
Kensington, Fairhill, Juniata Park	
7	1.1%
18	1.1%
19	0.5%
43	1.1%
North Philadelphia	
11	0.5%
13	2.7%
14	0.7%
16	0.2%
20	0.8%
28	1.0%
29	1.1%

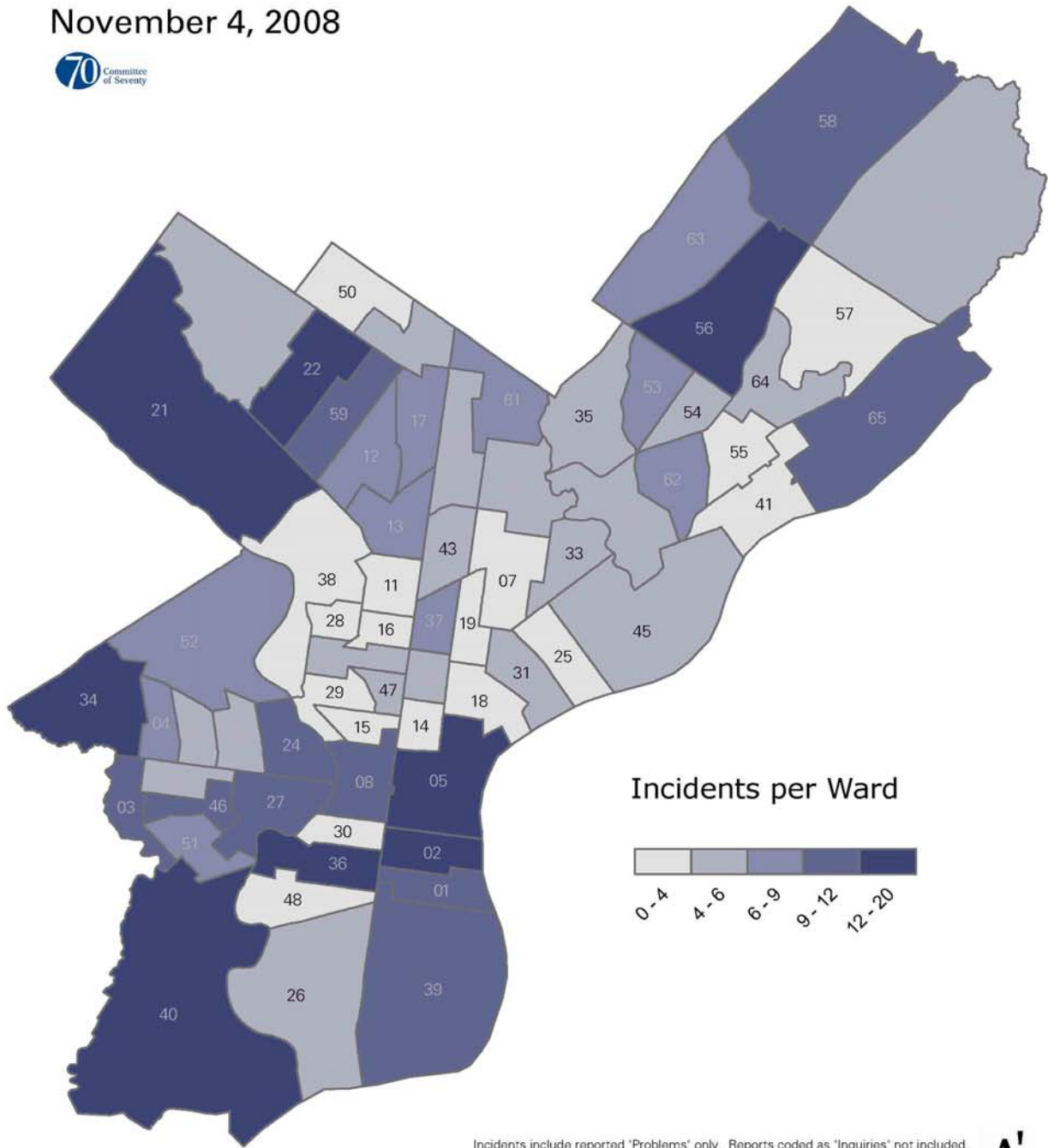
32	1.4%
37	1.3%
47	0.6%
Mt. Airy, Germantown, Logan	
12	1.7%
17	0.9%
22	2.5%
49	0.1%
59	1.3%
Oak Lane, Cedarbrook	
10	1.1%
50	1.0%
61	1.3%
Port Richmond, Kensington, Bridesburg	
23	1.8%
25	0.6%
31	0.6%
33	0.9%
45	2.4%
Mayfair, Frankford, Holmesburg	
41	1.3%
55	0.5%
62	0.7%
64	0.8%
65	2.3%
Lawncrest, Rhawnhurst, Oxford Circle	
35	0.6%
42	0.5%
53	0.0%
54	1.9%
56	2.2%
Far Northeast	
57	1.0%
58	3.6%
63	1.4%
66	3.4%

Appendix C. Map of Total Problems by Ward as reported to 1-866-OUR-VOTE.

Philadelphia General Election Incidents

As Reported to Committee of Seventy

November 4, 2008



Incidents include reported "Problems" only. Reports coded as "Inquiries" not included.
Map created 12/03/2008 by Avenia Incorporated
Incident data based on reports to Committee of Seventy entered into Total Election Awareness database

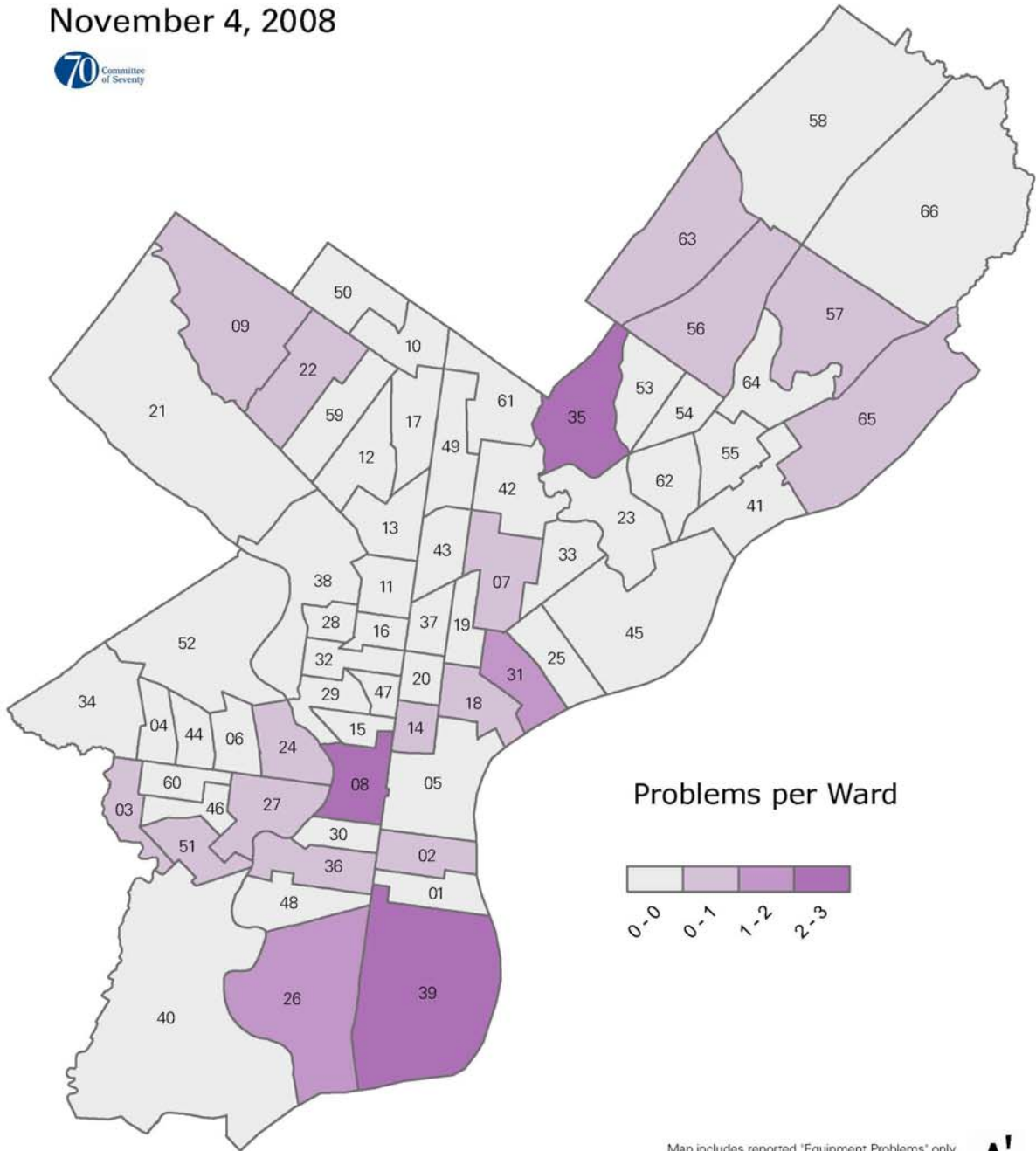


Appendix D. Map of equipment problems by ward as reported to 1-866-OUR-VOTE.

Philadelphia General Election Equipment Problems

As Reported to Committee of Seventy

November 4, 2008



Map includes reported 'Equipment Problems' only.
Map created 12/04/2008 by Avenia Incorporated
Incident data based on reports to Committee of Seventy entered into Total Election Awareness database

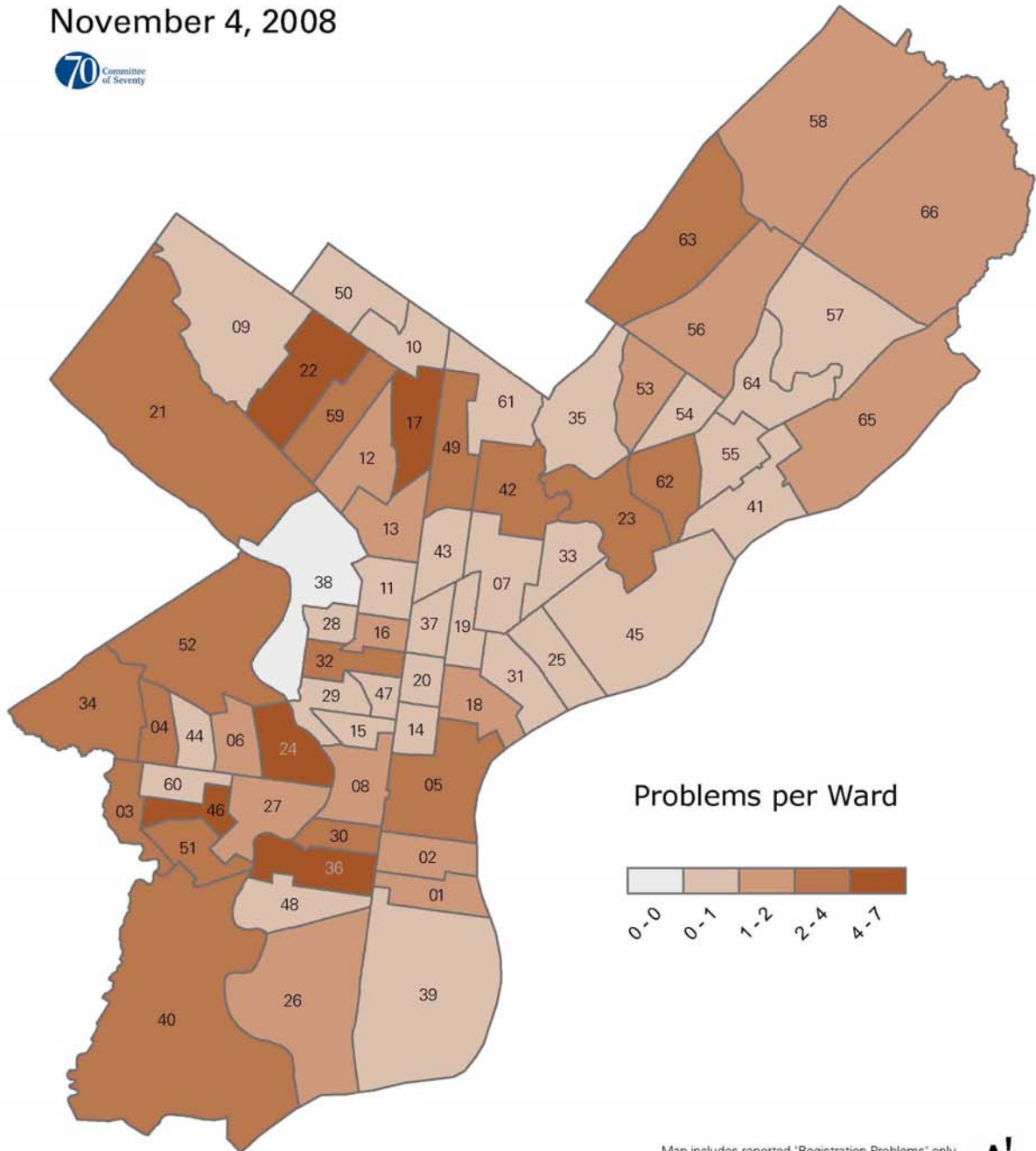


Appendix E. Registration Problems as reported to 1-866-OUR-VOTE.

Philadelphia General Election Registration Problems

As Reported to Committee of Seventy

November 4, 2008



Map includes reported "Registration Problems" only.
Map created 12/04/2008 by Avencia Incorporated
Incident data based on reports to Committee of Seventy entered into Total Election Awareness database

